



NORTHERN VIRGINIA BONSAI SOCIETY

Newsletter of the Northern Virginia Bonsai Society

August 2011

Learn to Grow Bonsai at the Walter Reed Community Center

President's Corner – Jack FitzSimons

As we head into August those of you with tropical bonsai need to get your repotting and styling done soon. I generally use Labor Day as my cutoff point for working on tropical bonsai, and then start closely monitoring the night time temperatures. When the temperatures are consistently between 50 and 55 degrees Fahrenheit I bring my tropicals indoors for the winter. Remember, very few tropical plants can withstand a frost! Also, unless you use grow lamps indoors, I recommend that you move your tropical bonsai to progressively shadier locations beginning two weeks prior to bringing them indoors so that they get used to reduced light levels. It is also a very good idea to check your bonsai for infestations, such as scale, and begin treatment before you bring them indoors.

Our August program is a free workshop, open to all members who wish to purchase and work on either a Juniper procumbens nana or a Shimpaku juniper. The cost of the trees runs from \$10 to \$35 and all are pre-bonsai. This workshop will give you the opportunity to begin creating a bonsai that you design yourself. Please bring your own tools and wire.

Our September meeting is our annual picnic, hosted by Olga and Lewis Drew. There will be a sign-up sheet at the August meeting where you can indicate how many people will be coming and what you would like to bring. This sheet will



A one time raffle tree

Also in this newsletter:

- **MEGA RAFFLE** in August, pg 2
- Sept Picnic, pg 3
- Pete's Bonsai Sale, pg 4

President's Corner continued

also contain a list of items that we do not need because we have plenty of those items carried over from previous years. Please do not bring something for the picnic unless you have filled in a blank space on the sign-up sheet or you have coordinated with Olga Drew. We do not want to end up with eighteen potato salads and nothing to drink.

Several new members have asked about ingredients for bonsai potting mixes. I know this can be confusing because each bonsai book or article on the subject seems to recommend something different. Each bonsai potting mix should contain organic materials and inorganic materials. The organic materials provide the food for the tree, and the inorganic materials provide the porosity necessary for adequate drainage, air pockets to supply oxygen to the roots, and rough surfaces for moisture to cling to to provide moisture to the roots. Organic materials are such things as peat moss, leaf mold, humus, or aged compost. Inorganic materials that can be used include coarse sand, crushed granite, Turface, Akadama clay, and perlite. Most of these materials can be found in nurseries or hardware stores; others, such as Akadama clay, can be obtained from bonsai nurseries. Most bonsai enthusiasts prefer to make their own potting mixture, basing the components and their relative quantities on the type of tree and the stage of growth and development. Generally speaking, tropical bonsai require the most organic material, and conifers require the least. When more growth is desired, the mix should contain more organic materials, whereas finished bonsai need very little organic material in the mix. Species specific research should provide you with a good starting point. However, do not hesitate to ask the more experienced members of our club what potting mixture they use for the tree you intend to grow.

After that, your own experiences, successes and failures, should provide an adequate foundation for growing and maintaining healthy bonsai.


Fall is the second busiest season for bonsai enthusiasts. It is a good time to wire many different species of trees. It is also time to start planning for winter storage. We will have a brief discussion of winter storage planning and associated tasks as part of our November meeting, so if you have any questions that is the best time to get them answered.

Remember, our August meeting is the workshop many of you asked for, so please come prepared to purchase and work on a tree.

MEGA RAFFLE

For the August meeting, we will have a MEGA RAFFLE. Why is it a MEGA RAFFLE? It's a MEGA RAFFLE because September is the picnic (no raffle) and November is getting late in the year, so let's have one big raffle before next SPRING. I also have a bunch of trees from the past two meetings to bring. The last good reason to have a MEGA RAFFLE is that we can christen the new roll of raffle tickets. This is all very exciting.

So bring your extras and "I've never figured out what to do with"s to the MEGA RAFFLE. Clean out your yard. Many raffle trees have gone on to become exceptional trees after changing hands -- see page 1..



Annual NVBS 2011

Picnic Notes

The Annual NVBS Picnic is coming! The 2nd Saturday in September which this year is the 10th. For those who have not been before here are some notes. It will be from 10 AM until about 4PM at the home of Lewis and Olga Drew (see directions elsewhere).

The club provides the hamburgers, hot dogs and buns. Also available are soft drinks and ice.

However we do not control the weather. BTW If it is raining we can still work on trees and eat on the front porch.

As with last year, things such as catsup, mustard, relish, mayo, sliced tomatoes, sliced onions, lettuce, chips, plates, napkins, flatware, cups are furnished. Lewis and Olga are also making a dessert.

What do you bring besides yourselves and your trees to work on? A chair and something to share. Items such as potato salad, coleslaw, hummus, cookies, snacks, cake, raw carrots or other veggies, fruit, pie, appetizers, dips, casseroles, etc. If there is some special beverage you want to drink, please bring it.

Please coordinate with President Jack or Olga so we don't have six chocolate cakes and four potato salads. Feel free to bring other family members or friends as the picnic is not limited to club members. Please, Let us know who and how many are attending. Email to: jfitzsimons@verizon.net and/or lodrew@earthlink.net

We look forward to seeing all of you and having a great time!s.

Annual Plant Auction on Sept 11


The Northern Virginia chapter of the Azalea Association will hold its annual plant auction at Merrifield Garden Center in Gainesville. This has been a popular activity for the last few years and provides members, and the public, an opportunity to acquire some interesting and beautiful plants.

Meco Bonsai - Summer Inventory Reduction 25% Off Sale

Go to www.mecobonsai.com -- must use the code "summer 11".

2012 Planning Meeting

As you can see from the schedule, we're running out of program for the year. That means that the planning meeting(s) for 2012 are just around the corner. If you would like to help with the planning of the meetings or have a specific topic that you would like included in the program for next year, let Jack know.



Pre-Bonsai Plant Sale

After years of growing various plants to train as bonsai, mother nature has told me that enough is enough (Stenosis of the Spine) and it is time to down size my inventory of plants so that I can have more time for the 60 bonsai that I have. Therefore, I have created a 'blog' <http://jonespc.wordpress.com/> of plants I wish to sell to club members that want to train as bonsai or to use for the Roy Nagatoshi workshops. Some of the plants are young and will be ready for workshops in a few years and some are ready to start developing now. I wish to thank my nephew Greg for helping me with setting up this blog and encouraging me to post my articles on my blog. The plants I have listed, will be available for purchasing after our August 13, 2011 bonsai program at the Walter Reed Community Center in Arlington VA.

As I continue my propagation work, I will add posts of what has worked and what didn't work. Pictures and articles will also be posted so one can see what I did and how. You may wish to book mark my blog and check if from time to time. Using my blog, I hope to reach more people interested in the propagation work that I am doing to develop choice plant materials for bonsai training. Presently, I am evaluating several *Pinus Parviflora* and *Pinus thunbergii* of

the *Corticosa* (Nishiki) varieties that were grown from seeds that are showing different character than the parent tree. Growing these pines from seeds has proven to be quite a learning experience. Seeing how some seedlings began showing unique character as they grow is most rewarding.

Please mark this date (August 13, 2011 from 12:00 to 2:00 PM.) if you are interested in purchasing any of the plants that are listed on my blog. Prices have been listed with each plant so I ask that if you wish to purchase a or some plants, CASH ONLY. Please understand that I am NOT in business but a hobbyist like you. Over the years I have given away plants to club members and donated to our club's raffles to help promote our club. Most of the plants I am offering are good quality plants that have cost me money. My 'BLOG' is <http://jonespc.wordpress.com/>

Pete Jones

Bonsai Enthusiast

Write an article, send some pictures, contribute to the newsletter.



September Picnic:

Directions to Lewis' and Olga Drew's Home

Address: 8389 Meadows Road, Warrenton, VA 20186

Phones: Home: 540.341.7935

Lewis' Cell: 703.509.6510 Olga's Cell: 703.819.6809

From Beltway take 66W to Exit 43A Gainesville Route 29 south. (2 lane divided highway road)

OR

When on Route 66 stay on it until exit #40 Route 15 Haymarket. (About 3 miles and 5 minutes past Gainesville.) At top of ramp turn left taking Rte 15 South (two lane road) to Rte 29. About 5 minutes to Rte 29 South. Fewer lights and faster this way.

Turn right onto Rte 29 to Warrenton. Stay on 29 until you approach Warrenton. Drive on 29 South for about 15 to 20 minutes. (About 11 miles if using Exit 43A or 8 miles if joining Rte 29 at Rte 15).

Approaching Warrenton, Route 29 South widens to multiple lanes: (Stay to the right) 29 regular (2 lanes) go left, while 29 Business (2 lanes) goes straight ahead and a fifth lane on the far right is the ramp for 17 North.

Take 17 North to Winchester. Drive about 2 or 3 minutes, about 2.5 miles until you see a sign on the right indicating 10 miles to Marshall and also mileage to Paris and Winchester. Ahead on the left is Ben and Mary's Steakhouse. Immediately past that is Keith Road / Rte 628.

Turn left onto Keith Rd / Route 628 and follow until it T's into Cannonball Gate Road. Still Rte 628. About 1 mile / about 2 minutes.

Turn left onto Cannonball Gate Road. Follow road, about 2 miles and 4 minutes. It makes a sharp bend to the right and a sharp bend to the left. You'll see winery signs at Falcon Glen Road. Keep going to next road which is Meadows Road, which T's from the right.

Turn right onto Meadows Road to 8389. Mail Box on right with name and number, but driveway to house is on the left. Drive on up. You are here!

Note. Most GPS bring you in a different way. The above is better

Directions to the Walter Reed Community

Directions from Route 66 traveling East

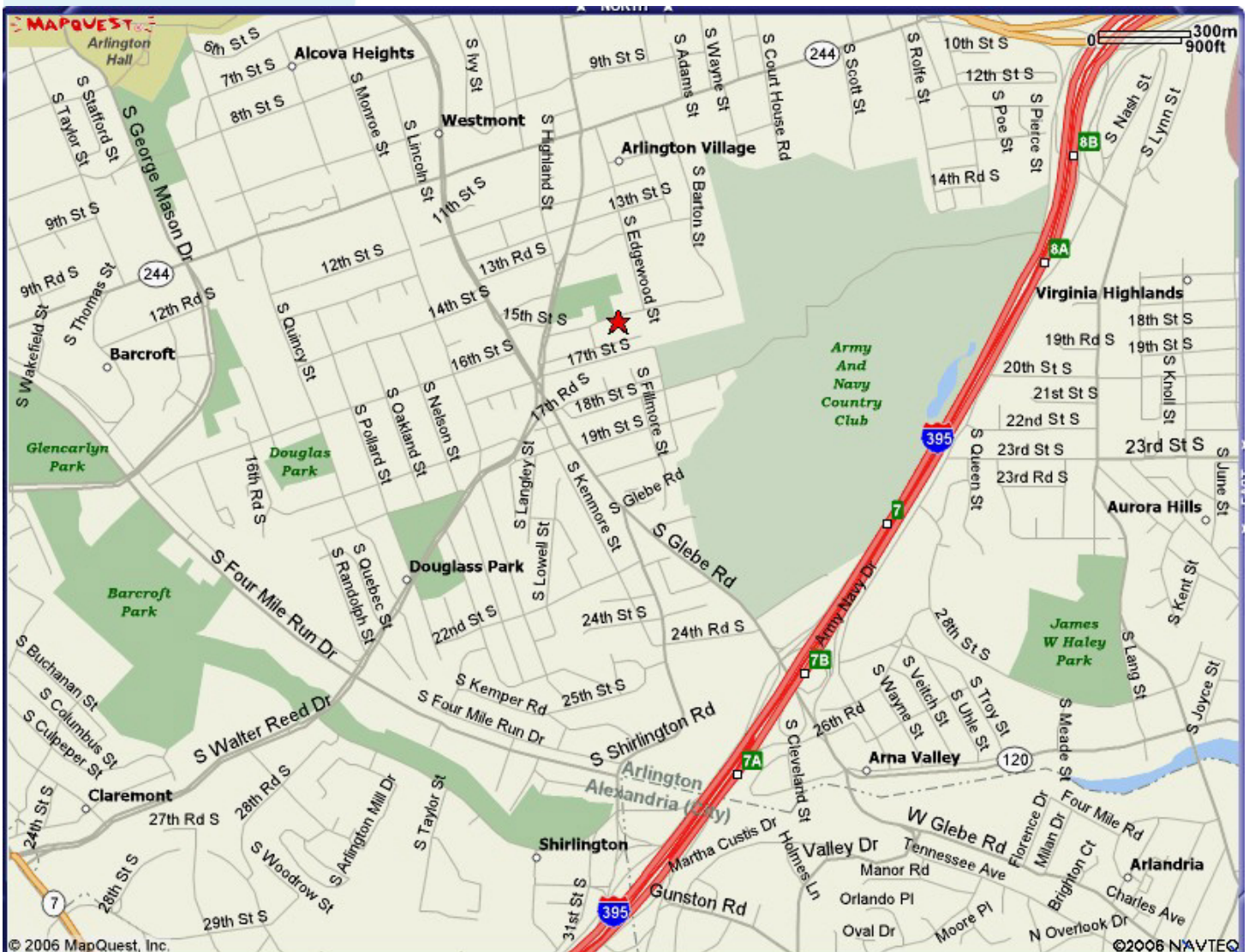
- Take Exit 71 - the Glebe Road Exit
- When you get off Rt 66, the exit puts you on North Fairfax Drive.
- Turn right on Glebe Road at the traffic light - traveling south.
- Turn left on Walter Reed Drive after 2.4 miles.
- Turn right on 16th Street after 0.1 miles.

Directions from 395

- Take Exit 15, Glebe Road going North.
- Turn right on Walter Reed after 0.7 miles
- Turn right on 16th Street after 0.1 miles

Address:

2909 16th Street S.
Arlington, VA 22204



NVBS Staff

President

Jack FitzSimons

jfitzsimons@verizon.net

Vice President

Judith Schwartz

Secretary

Curtis Bueno

crzymn711@comcast.net

Treasurer

Stephen Ash

sea02616@yahoo.com

Membership Coordinator

Jay Castillo

drjcastillo@verizon.net

2011 Schedule of Events

Meeting Date	1st Program (9am)	2nd Program
August 13	Junipers Procumbens nana	Junipers Shimpaku
September 10	NVBS Picnic	
October 8	Bonsai Evaluation with Larry Jackal	Styling Workshop
November 12	Bonsai Design	Bonsai Aesthetics
December 9	NVBS Holiday Party	

Member tree evaluations in March, May, June, July, August, September, October, November

